



The Ream Report

The latest on all things Kitchens, Bathrooms, Bedrooms, Home Living and Appliances from Ream Interiors...



Back to school!



Well, we certainly did get the hot summer we were all longing for, (maybe a little too hot). It's already time to wave the kids off to school and get back into a much-needed routine.

September is a bit like January, it feels as if we have a new slate and a fresh canvas ahead of us. This could be the perfect time to start thinking about your 2023 renovations and how you would like your home to work for you and your lifestyle!

Give us a call on 01634 799 910, or email us at design@ream.co.uk to speak with one of our designers.

Scan me to contact us!



In This Issue

INTERIOR OF THE MONTH-

Mr & Mrs Palmer's clean and characterful modern kitchen with a pop of colour!

AEG'S BACK-TO-SCHOOL RECIPES -

The perfect after-school treat, apple tray bake and a great lunchbox mix-up, pancetta, onion and cheese mini quiches!

EX DISPLAY OFFERS-

Ex-Display interior furniture, ready to be installed in your home at a fraction of the price.

WHAT'S HOT IN THE SHOWROOM?

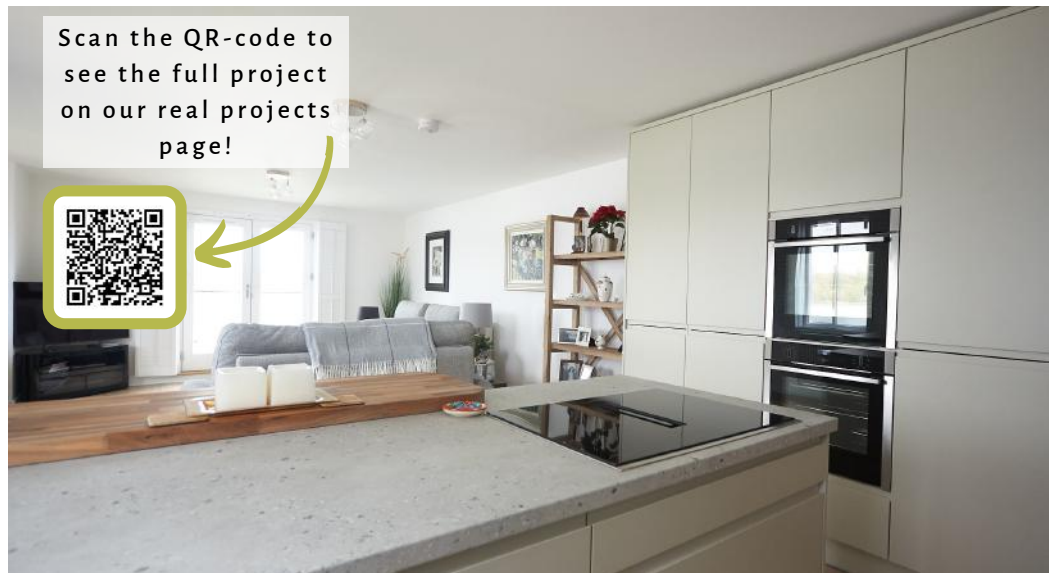
Our new stylish hub for our designers to work in!

Interior Of The Month!

Mr & Mrs Palmer

After downsizing homes, we were conscious that Mr and Mrs Palmer would need plenty of space to store all the household items they'd collected over the years. Our clients were keen to bring warmth to the room, while still achieving a clean and minimal design to complement the open-plan space.

The elegant Mussel colour cabinets work really well with the Cento laminate worktops, bringing an inviting tone to the room. The warm natural undertones beautifully complement the natural wood breakfast bar. Our designer Lara has cleverly utilised the wall to the side of the peninsula to enhance the layout and establish ample storage space.





“Mr and Mrs Palmer are such a lovely couple. Designing this room with them was a pleasure from start to finish!”
Lara, designer.

Fancy your project being featured?

We would love to showcase your projects in our next issue. Simply send your images and project details over to marketing@ream.co.uk, or contact us to arrange a *free* professional photoshoot.


Every entry sent in and featured will be given a brand new set of AEG pans! We look forward to seeing all your fabulous transformations.

What's Hot In The Showroom?

The New Hub!

Our brand new hub is up and running! This innovative design with Dekton worktops and wooden cladding is something new. We absolutely love it! The detailed design features have really been thought through, right down to the plinth lighting. We would love to see this added to a client's design!

"I'm so chuffed with how the design has come out. I really enjoyed driving this design. The bespoke features like the front cladding really add a WOW factor!" -Ella, trainee designer.



Designer Discussions

Your monthly feature from our expert designers

Storage Ideas For Your Living Room!

As your living room is one of the most used rooms in your home, it's very common for belongings to build up over the years. Adding storage that also looks appealing can be a bit of a challenge. Figuring out how to fit everything you need into your space, including large furniture like sofas, can be tricky. Since every household requires different amounts of storage, bespoke options are a great way to ensure your storage suits you and your needs.



Make your dead space work!

By building storage into unused space, you won't feel as if you have lost anything from the room. With a mix of open and concealed cupboards, you can store anything from books to toys and games all in one place. Especially in older properties, there are usually alcoves on either side of the chimney, these offer a great opportunity to introduce bespoke storage. If you are trying to make your living room multi-functional, consider including a lower, wider shelf which could double as a home office desk if needed.

Working with a smaller space

Selecting pieces that offer both practicality and looks is vital, especially if you are struggling for space. For example, choosing a stylish coffee table that offers storage is a great way to create a practical and clutter-free living room.

Seamlessly integrating storage into your design can help give the illusion of a bigger space. Storage doesn't have to become the focal point of the room. Finishing your cabinets in the same or similar colour to your walls can help disguise them. Maximise space by utilising the height of your room and opting for taller pieces.





Make the most of your bay windows...

By far the most popular thing to do with a bay window is to make it into a feature. Why not think about including built-in window seating with storage underneath? This is a lovely way to make use of space that would otherwise have gone to waste. Pull-out drawers are more easily accessible than designs with lift-up lids.

Media units

Including a bespoke feature in your living room such as a media wall/unit can really transform a space. By doing this, you can customise your design to suit what you need to store. Deeper and heavier items should be stored at the bottom and shallower and lighter items should be stored nearer the top of the unit. This ensures the unit won't encroach on the room too much.

For more design advice give us a call on 01634 799 910, where a member of our expert team will be on hand to answer any questions!

By Ella
Trainee Designer
REAM INTERIORS



Cook it with **AEG**



It's finally back! Our live cooking event with AEG's master chef is back. If you would like to taste some incredible treats while learning about the latest kitchen technologies and professional cooking techniques, book your tickets now! We will also have some exciting goody bags filled with fantastic AEG products!

Due to the popularity of our last event, this year we will be running 2 sessions:

3.00pm - 6.00pm

6.30pm - 9.00pm

When is it?

Thursday 29th September

Tickets are just £15. They are a placeholder and will be refunded on the night.

Call us on 01634 790 167 or scan the code to book your place!

*Scan me to book
your place!*



Did you know we can change your old appliances?

In any loved kitchen, there will be appliances that will become dated. We know replacing them can be a bit of a chore, so we are going to make this easy for you!

If you have previously bought a kitchen with us, we can easily find your old project and recommend new ones to suit both your needs and kitchen style. Give us a call to find out more!

Cook it with **AEG**



The perfect after-school sweet treat - apple tray bake!

- Prep time: 10-15 min
- Cooking time: 30 mins
- You will need a Swiss roll tin 30 cm x 20cm x 4cm



ingredients

- 150g self raising flour
- 150g caster sugar
- 150g soft margarine
- 3 large eggs, beaten
- 3 Granny Smith eating apples



Chef Tip: Add some cinnamon on top for that extra flavour!

directions

- Line swiss roll tin with parchment paper.
- Place soft margarine, caster sugar, self-raising flour and the beaten eggs in a bowl. Beat with a wooden spoon or use a hand whisk until the mixture is light and fluffy.
- Prepare the apples by peeling, cutting into quarters and coring. Score each apple quarter with a fork and then arrange on top of the cake mixture.
- Place in a cold oven and bake on True Fan 160°C for 30 minutes until well risen and golden brown. Once cooled cut into portions and serve.

Cook it with **AEG**

A great lunchbox addition, mini pancetta, onion & cheese quiches

- Prep time: 10 mins
- Cooking time: approx. 20-25 mins
- Serves: 12 or 6 depending on the tray



ingredients

- 1 packet shortcrust pastry – rolled thinly
- 3 eggs
- 1 packet bacon lardons or pancetta (100g)
- 1 onion – chopped
- ½ pint milk
- Salt & pepper
- 125g grated cheese

directions

- Gently fry together the bacon lardons and onions until soft, if necessary drain any excess liquid.
- Line the mini quiche tins or muffin tin (a biscuit cutter may be used) with pastry.
- Place the bacon mixture on the pastry base.
- Beat together eggs, milk and seasoning, then pour into the quiche base.
- Sprinkle with grated cheese and bake on Low Humidity at 180°C for 20-25 minutes until mixture is set.
- Side salad to serve.



Chef Tip: You can use either a 12 hole muffin tin or a 6 hole tartlet tray depending on how big you want them!

Ex-Display Offers


Prices too good to miss!

Discover some of our gorgeous ex-display products, ready to be installed in your home at a fraction of the price...

Due to the ever-evolving market that we operate in, we change our in-store displays regularly so that we can continue to show the most up-to-date trends and products possible. Therefore, we're able to offer a wide range of ex-display products with huge savings compared to the full retail price.



**Back-Lit Bathroom Mirror -
800mm wide
WAS: £358.00
NOW: £190.00**



Elica Quartz 60cm Extractor

Product details:

60cm wide, ex-display.

More information can be found on our website.

Price

WAS: £480.00 NOW: £120.00

NEFF B27CR22N1B Pyrolytic S/S Oven

Product details:

NEFF self-cleaning oven.

595 x 596 x 548 mm

More information can be found on our website.

Price

WAS: £1050.00 NOW: £500.00



For more fantastic bargains visit our website ream.co.uk/ex-display.

BOSCH SMD6ZCX6oG Fully Integrated Dishwasher

Product details:

13 place settings

Cutlery holder tray type

Noise level 44dB (human voice is 60dB)

H81.5 x W60 x D55cm

More information can be found on our website.

Price

WAS: £1200.00 NOW: £967.00

STAR
BUY

TOO GOOD TO MISS!

AEG KDK911423M Sous Vide Drawer

Product details:

AEG integrated vacuum sealer drawer.

72x408x276

More information can be found on our website.

Price

WAS: £1800.00 NOW: £1000.00



Roca Dama Bathroom Suite

Product details:

Pan Close Coupled Compact – ECO, Shell cistern – 4.5/3 litre push button – ECO, Seat Soft Close Compact, 550 x 460mm Basin 1TH, L90 Basin mixer top handle with smooth body, Click-clack waste

More information can be found on our website.

Price

WAS: £1539.50 NOW: £499.00



For more fantastic bargains visit our website ream.co.uk/ex-display.

Meet The Team!



I'm the 'cheeky chap' here at Ream. I love a good chat when I'm out on jobs and am known for distracting the designers when I pop into the showroom. At the weekend, my favourite thing to do is to spend time with my French bulldog, Hugo.

-Terry, Kitchen Fitter.

In It To Win It...

In celebration of welcoming back our AEG live cooking events, this month we are giving you a chance to win a brand new set of AEG pans!

For your chance to win email marketing@ream.co.uk quoting AEG2022 alongside your full name and contact number. Winners will be announced on Friday 30th September. Good Luck!



In October's Report...

- Designer Discussion: 5 Essentials for your new bathroom
- What's hot in the showroom? Brand new kitchen display
 - AEG's Halloween Special Recipes
 - More fantastic ex-display offers
 - Meet our Admin Manager, Kelly!



WE'RE HIRING!

WORKSHOP TRAINEE

- We are looking to introduce a trainee to our workshop, this role would include learning cabinet assembly, working the way up to using our edge bander, and in time a panel saw and the CNC machine.
- This role would ideally suit a younger person but all ages considered
- You must be committed to learning, reliable, hardworking, good with your hands and take good direction.

Please let your line manager know if you have anyone in mind! Or pass onto friends/family and ask them to call us or email jobs@ream.co.uk
ASAP!