



The Ream Report

The latest on all things Kitchens, Bathrooms, Bedrooms, Home Living and Appliances from Ream Interiors...



Summer's Early Glimmers

Welcome to our May Ream Report! As spring breathes new life into our surroundings, we are delighted to present you with an edition brimming with updates and inspiration for your home. Discover the latest trends, insightful articles, and valuable resources in bespoke home interiors. From captivating design stories to delicious recipes, we have your interior dreams covered.

If home improvements are also on the cards, give us a call at 01634 799 910, or email us at design@ream.co.uk to speak with one of our designers, who will be more than happy to discuss your new project with you.

Scan me to
contact us!



MAY 2023

In This Issue

INTERIOR OF THE MONTH -
Mr & Mrs Remon's sleek contemporary kitchen design...

THE IDEAL STARTER TO A DINNER PARTY -
AEG's quick & easy seasonal vegetable tart...

EX-DISPLAY OFFERS -
Ex-Display interior furniture, ready to be installed in your home at a fraction of the price.

WHAT'S HOT IN THE SHOWROOM?
Take a look at our AEG live cooking event.

VOL. 123

Interior Of The Month!

Mr & Mrs Remon's Sleek Contemporary Kitchen Design...

Our Maidstone clients love nothing more than spending time with family and friends, so creating an open-plan kitchen was ideal for this eye-catching design.

Striking Avola Luxe Gloss units are balanced beautifully by the soft quartz worktops. The neutral colour scheme introduces a spacious illusion. The pairing of finishes and state-of-the-art appliances creates a truly showstopping impact, in both a practical and stylish sense, perfect for our client's spectacular new kitchen design.



Scan the QR-code to see our real projects page!





“We had our kitchen transformed into the most wonderful living space we could have wished for, all thanks to Paul Brooks who designed this for us.”
Mr & Mrs Remon

Fancy your project being featured?

We would love to showcase your projects in our next issue. Simply send your images and project details over to marketing@ream.co.uk, or contact us to arrange a *free* professional photoshoot.

Every entry which is sent in and featured will be given a brand new set of AEG pans! We look forward to seeing all your fabulous transformations.

What's Hot In The Showroom?

We were thrilled to invite you to the highly anticipated AEG Live Cooking Event, which took place on the 18th of May at the Ream Interiors showroom in Gillingham. Hosted by AEG, a renowned leader in kitchen appliances, this exclusive event tantalized taste buds and ignited a passion for cooking.

The AEG Live Cooking Event showcased the latest cutting-edge kitchen technology and expert culinary techniques. Attendees had the opportunity to witness talented chefs demonstrating the impressive capabilities of AEG appliances, bringing their creativity and expertise to life in real time.





The event provided a unique opportunity to learn from the best in the industry. Attendees had the chance to interact with the chefs, ask questions, and gain invaluable insights into the art of cooking. Innovative cooking methods, new recipes, and the exceptional performance of AEG appliances were all showcased during the event.



In addition to captivating live cooking demonstrations, attendees enjoyed tastings of delectable dishes created on-site. From mouth-watering appetizers to sumptuous main courses and delightful desserts, every bite was a testament to the exceptional performance and precision of AEG appliances.



Whether you were looking for inspiration for your upcoming project or wanted to learn more about AEG appliances, the AEG Live Cooking Event was an unmissable occasion. We hope you had a chance to attend, but if not, keep an eye out for our future AEG Live Cooking Events.

Designer Discussions

Your monthly feature from our expert designers

Picking The Right Finishing Touches For your Bathroom

When it comes to our homes, the bathroom holds a special place as a spot for relaxation and rejuvenation. It serves both functional and aesthetic purposes, making it essential to consider the right finishing touches for a well-designed space. By carefully selecting the perfect details, we can elevate our bathrooms into a tranquil retreat that enhances our daily routine and leaves us feeling refreshed. In this blog, we will explore valuable tips to help you pick the right finishing touches for your bathroom, transforming it into a personal sanctuary.



Think Practicality:

To maintain an organised and efficient bathroom, regardless of its size, it is crucial to consider practical storage solutions. Vanity dishes or storage containers can prevent daily essentials from cluttering the windowsill, adding a style touch.

Invest in soap dishes, tumblers, and jars that match your bathroom's overall aesthetic, providing an attractive and tidy space for small items like cotton buds, pads, and tissues. Consider a bath rack to keep your favourite bath salts or toiletries easily accessible, and perhaps even enjoy a serene soak with a book or a glass of wine.

Incorporate small wooden stools, vintage drink tables, or wall hooks for spare towels, bathrobes, body brushes, or toiletry bags, optimising space utilisation.

Don't Overlook The Details:

When it comes to finishing touches, paying attention to the finer details can give your bathroom a boutique feel.





Features like handles, loo roll holders, towel rings, and light pulls deserve consideration. Selecting antique brass detailing can add a touch of classic luxury, while opting for colourful ceramic designs injects personality into the space. Personalize your interior by choosing from the myriad of options available, allowing your bathroom to reflect your unique style.

Textiles Make A Difference!

Towels and bathmats serve not only practical but also decorative purposes. A fluffy towel in a contrasting or complementary color can elevate your bathroom's aesthetic and bring warmth to the space. Explore the wide range of stylish and funky bathmats available to add a personal and luxurious element to your bathroom.

Furthermore, don't limit your textile choices to just towels and bathmats. Shower curtains and room blinds provide excellent opportunities to introduce colour and texture, contributing to a cohesive design. Consider different tones of the same colour or stick to a specific theme to maintain harmony within your space.

By focusing on the finishing touches, we can transform our bathroom from a practical family space into a luxurious oasis. The careful selection of storage solutions, attention to detail, and thoughtful inclusion of textiles can elevate our bathroom's overall design and reflect our personal style. Dedicate a little extra attention to detail and create a space that not only enhances your daily routine but also brings a touch of tranquility to your home. Get inspired by these tips and let your bathroom become a sanctuary of relaxation and rejuvenation. If you need further guidance or expert advice, don't hesitate to reach out to our designers at 01634 799 909.



By Gayle
Bathroom Designer
REAM INTERIORS



Cook it with **AEG**

Seasonal Vegetable Tart

- Prep time: 10 mins
- Cooking time: 20 mins
- Serves: 4-6



ingredients

- 1 packet ready rolled puff pastry
- 6 tsp pesto (approximately)
- Few mixed ripe cherry tomatoes
- 4 small courgettes
- 8 asparagus spears (cut into 3cm pieces keeping head pieces for the top of the tart)
- Basil leaves
- 100g mozzarella
- Splash of olive oil



Chef Tip -
The dish works beautifully finished with a drizzle of reduced balsamic vinegar

directions

- Preheat the oven to 200°C
- Unroll the pastry and divide into equal sized rectangles. Using a knife, gently score a rectangle about 1cm inside to create the surface for the ingredients. Using the back of a teaspoon spread the centre of each rectangle with pesto, taking care to avoid the edges
- In a mixing bowl, squash the tomatoes before adding the asparagus, courgettes, and peppers and mix thoroughly
- Add the basil leaves and a splash of olive oil and mix together. Pile a little of the vegetable mixture on each pesto-smeared tartlet
- Break the mozzarella and place small bits on the top of each tart
- Bake on Low Humidity or SteamBake™ at 200°C for 20 minutes. (If using SteamBake™ remember to add 100ml water and preheat for 5 minutes before baking)

Cook it with **AEG**

Raspberry Tarts

- Prep time: 15 mins
- Cooking time: 20-25 mins
- Serves: 4-6



ingredients

- 1 x Sheet readu rolled shortcrust pastry
- Jar of quality raspberry jam
- 170g Butter
- 170g Caster sugar
- 170g Self raising flour
- 3 Eggs (beaten together)
- 18-20 Raspberries
- 50g Dark chocolate for melting/drizzling
- Flakes Almonds

directions

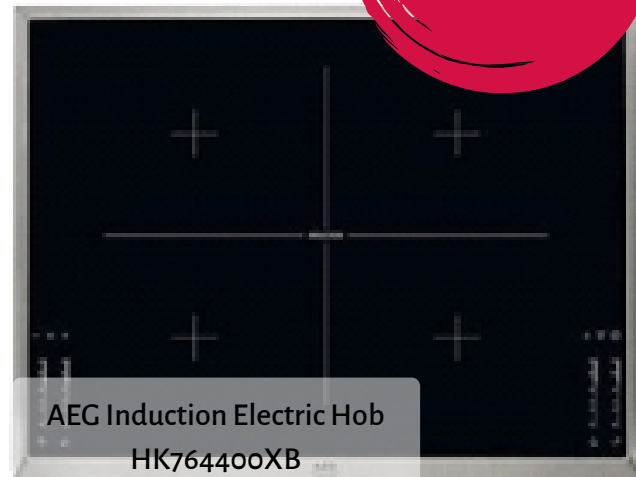
- Line the baking tray with the pastry and chill.
- Cream together the butter and sugar, then add the eggs slowly mixing all the time. Combine the flour to create cake mixture.
- Cover the base of the pastry with jam, then spread the cake mixture over the top.
- Dot raspberries across the top and sprinkle with almonds if desired.
- Bake on SteamBake or Low Humidity at 180 degrees for 20-25 minutes. Once cooked, cool on a rack.
- Melt chocolate directly in a pan on induction level 1 or 2 and drizzle over the cooled cake then serve.

Ex-Display Offers

Discover some of our gorgeous ex-display products, ready to be installed in your home at a fraction of the price...

Due to the ever-evolving market that we operate in, we change our in-store displays regularly so that we can continue to show the most up to date trends and products possible. Therefore, we're able to offer a wide range of ex-display products with huge savings compared to the full retail price.

Prices too good to miss!




AEG Induction Electric Hob

HK764400XB

WAS: £730.00

NOW: £320.00



Elica Quartz 60cm Extractor

Product details:

60cm wide, ex-display.

More information can be found on our website.

Price

WAS: £480.00 NOW: £120.00

AEG Wine Cooler 60cm SWE66001DG

Product details:

AEG Wine Cooler

820 x 595 x 565 mm

More information can be found on our website.

Price

WAS: £640.00 NOW: £400.00



For more fantastic bargains visit our website ream.co.uk/ex-display.

Optical Rectangular Mirror with Magnetic Magnifying Mirror

Product details:

Bevelled Edges

Adjustable 3x magnifying mirror

H70cm x W50cm

More information can be found on our website.

Price

WAS: £158.00 NOW: £79.00



TOO GOOD TO MISS!

AEG KDK911423M Sous Vide Drawer

Product details:


AEG integrated vacuum sealer drawer.

72x408x276

More information can be found on our website.

Price

WAS: £1800.00 NOW: £1000.00



Roca Dama Bathroom Suite

Product details:

Pan Close Coupled Compact – ECO, Shell cistern – 4.5/3 litre push button – ECO, Seat Soft Close Compact, 550 x 460mm Basin 1TH, L90 Basin mixer top handle with smooth body, Click-clack waste

More information can be found on our website.


Price

WAS: £1539.50 NOW: £499.00



For more fantastic bargains visit our website ream.co.uk/ex-display.

Meet The Team!



“ Hey, I'm Mitchell, I work within the Manufacturing Team here at Ream. I thoroughly enjoy working for Ream; having no day the same and being lucky enough build out peoples dream interiors.
-Mitchell, Manufacturing Team ”

In June's Report...

- Designer Discussion: The Advantages of Choosing a British-Made Kitchen
 - What's hot in the showroom?
 - More fantastic ex-display offers
 - Meet more of our wonderful team...

