



The Ream Report

The latest on all things Kitchens, Bathrooms, Bedrooms, Home Living and Appliances from Ream Interiors...



Sizzle in Style

Now that summer is here, it's the perfect time to reimagine your space. Longer days and golden light call for a fresh perspective; layered textures, bold accents, and considered details that bring depth and character to your home.

Get in touch with us on 01634 799 910, or via email at design@ream.co.uk to speak with one of our design experts.

Scan here to
contact us...



In This Issue

INTERIOR OF THE MONTH -
Featuring a timeless, elegant
kitchen transformation.

INSPIRATION GALLERY -
Essential kitchen tips for effortless
entertaining.

WHAT OUR CUSTOMERS SAY -
What it's like to create a master
bedroom with Ream.

PLANT A TREE INITIATIVE -
Proudly supporting Plastic Free July
and sustainable living.

DESIGNER DISCUSSIONS -
Discover appliances for a greener,
energy-independent future.

COOK IT WITH AEG -
Celebrate National Chocolate Day
with a Chilli Chocolate Tray Bake!

EX-DISPLAY -
Excellent savings on quality
showroom furniture.

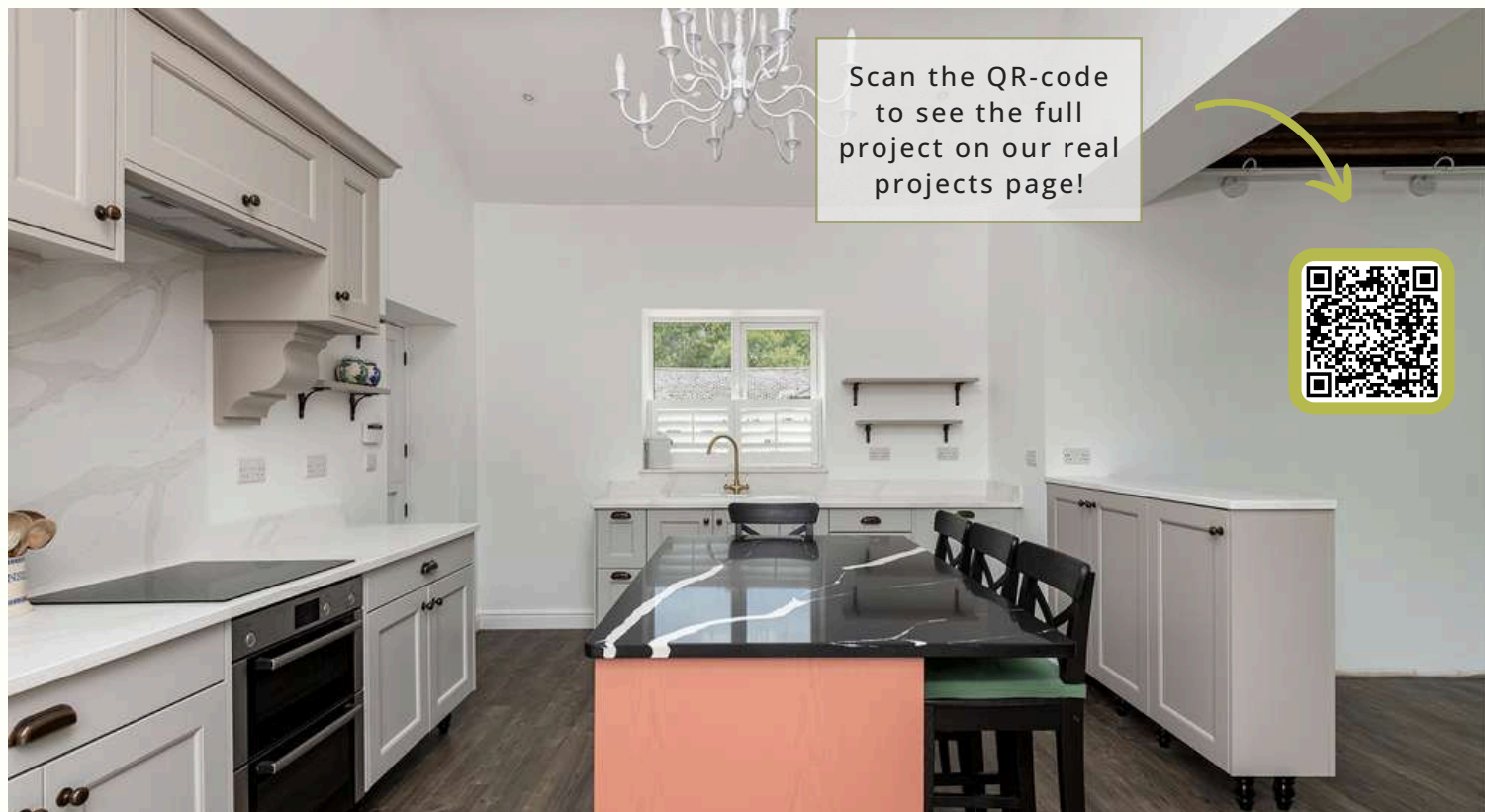
Interior Of The Month!

Mr and Mrs Clough set out to transform their bungalow kitchen into a timeless, characterful space that balanced elegance with everyday practicality. Working closely with our design team, they envisioned a layout that would support family life and entertaining, with a striking island at its heart. The result is a classic shaker-style kitchen in soft dove grey, enriched with warm tones and thoughtful details.

The bold Pimento-coloured island adds personality and function, offering generous storage and a natural focal point. Crisp marble-effect worktops reflect light throughout the space, while green stools and a gold tap introduce warmth and contrast. Together, these elements create a welcoming, lived-in feel tailored to the Cloughs' lifestyle.

Every feature was carefully considered, from the beaded cabinetry and soft-close drawers to the seamless integration of appliances and hidden storage. Statement lighting and a bespoke colour palette complete the look, creating a kitchen that feels both refined and relaxed, and is perfectly suited to daily life and entertaining.





“Mr. and Mrs. Clough had a unique vision ... They were eager to infuse the area with vibrancy, personality, and an undeniable wow factor that would seamlessly complement their breathtaking new home. By featuring a shaker-style door adorned with a tasteful blend of three distinct colours – Cashmere, Dove Grey, and Pimento – the kitchen exuded a timeless charm infused with a touch of eccentricity.”

Lucy Gentle, Designer



Inspiration Gallery

Essential Tips for Designing a Kitchen Made for Effortless Entertaining



National Friendship Day is a special occasion dedicated to celebrating the bonds that connect us with friends around the world. It's the perfect time to come together, share laughter, and create lasting memories. What better way to honour these relationships than by designing a kitchen that makes entertaining effortless, welcoming, and full of warmth?


A well-designed kitchen supports easy entertaining, with layouts and features that encourage cooking, chatting, and celebrating together...

1. Create a drinks station



Include a built-in wine cooler or bar cart so guests can help themselves while you cook.

It keeps the flow of the evening relaxed and lets you host without interruption.



2. Incorporate seating around the island

Add bar stools or a peninsula for casual dining and conversation.

It encourages interaction and makes your kitchen feel like the heart of the gathering.



3. Choose an open-plan layout



Connect your kitchen to the dining or living area for better flow.

Open spaces make entertaining more inclusive and sociable.



4. Integrate high-performance appliances

Think double ovens, wine fridges, or a hot tap to support hosting with ease.

The right appliances make multitasking simpler and keep the focus on your guests.



5. Screen clutter with clever storage



Use pull-out larders, deep drawers, or hidden appliances to stay tidy.

A clutter-free space feels calmer, cleaner, and more welcoming to guests.

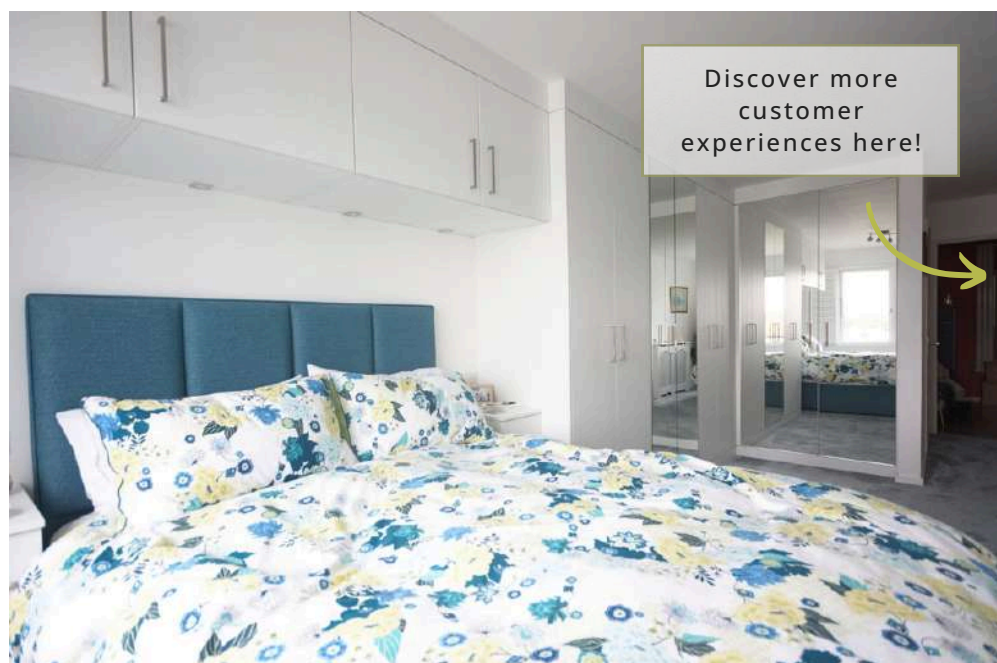
Get in touch at design@ream.co.uk or call **01634 799 910** to start planning your dream kitchen. Book your free design consultation and quote today, and make your home the ultimate space for friendship and celebration.

What Our Customers Say...

Bright and Timeless Master Bedroom



Mr and Mrs Palmer wanted a bright, uncluttered bedroom with smart storage and a calm feel. Ream Interiors delivered exactly that: fitted wardrobes, overhead cabinets, and mirrors that make the space feel open and elegant. Now, they enjoy a serene, practical room that makes everyday living simpler and more enjoyable.



Discover more customer experiences here!



The white woodgrain furniture brings a sense of luxury while keeping the room light and spacious. Mirrors add practicality and reflect light, making the bedroom feel larger and more open.



“

“Lara measured our space with mm perfect precision. The room looks like it was built around the wardrobes! We absolutely love having all of the storage space.”

Mr & Mrs Palmer

”

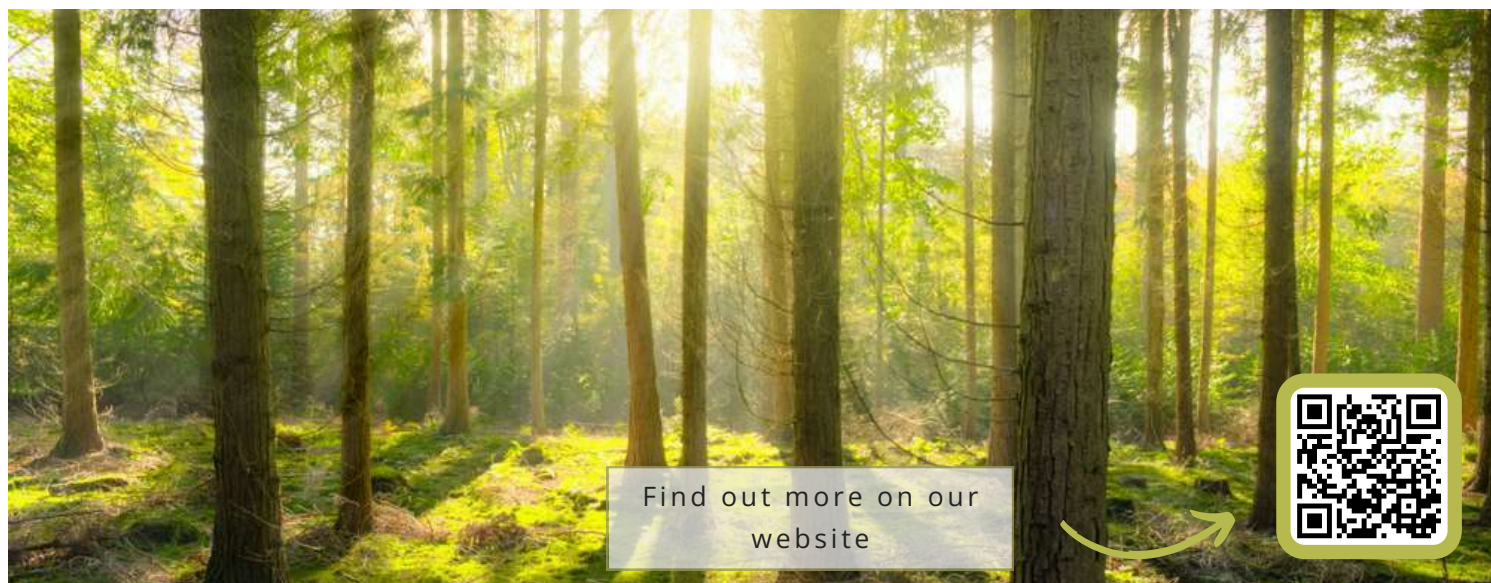
Plant A Tree Scheme

Ream's Commitment to Sustainability Our Tree Planting Initiative



At Ream Interiors, we proudly support Plastic Free July, a global movement encouraging individuals and businesses to reduce single-use plastic throughout July. From swapping plastic bottles for reusables to choosing products with minimal packaging, Plastic Free July inspires everyday changes that make a real difference to our planet's health.

While reducing plastic is essential, our commitment to sustainability goes further. Alongside this initiative, we continue our long-term tree planting scheme, reinforcing our belief in creating beautiful interiors while helping to build a better environment for future generations.



Throughout 2024, we have continued planting trees in local Medway spaces such as Riverside Country Park and Capstone. Trees help absorb carbon, support wildlife and improve community spaces, making them an essential part of our sustainability work.

By supporting Plastic Free July and our tree planting initiative, clients and partners can help create a cleaner, greener future. Small actions, like reducing single-use plastics, combined with local green projects, make a lasting difference.

Your Home, Your Impact: Trees Planted with Every Project





Celebrating Energy Independence Day

Energy Independence Day, observed each 10th of July, encourages individuals and communities to reduce reliance on external energy sources by embracing sustainable living. In the UK, households play a key role in national energy use, and upgrading kitchen appliances is one of the simplest ways to contribute. Choosing energy-efficient products helps lower bills, conserve resources, and support a greener, more energy-independent future.

Opting for appliances that use less water, electricity, and gas, while minimising food waste, reduces both personal consumption and strain on national grids. In this article, we will cover the leading appliance brands that can help you create a more energy-efficient, sustainable kitchen.



The Exclusive Quooker Taps

Quooker taps are a must-have for those looking to cut down on energy and water waste. By delivering boiling, hot, cold, filtered and sparkling water from a single tap, Quooker systems eliminate the need for kettles, bottled water and excess water heating, all while maintaining sleek aesthetics in the kitchen.

BORA Extractor Hob

BORA's cooktop extractor systems combine ventilation and hob functions into one energy-efficient unit. By improving air quality without the need for bulky extractor hoods and using less power than traditional solutions, BORA helps maintain a comfortable kitchen environment while saving energy.



Discover our appliance partners here...





NEFF Ovens & Induction Hobs

A long-standing name in UK kitchens, NEFF offers ovens, hobs and other appliances that feature energy-saving modes, precise temperature control and advanced insulation. These innovations ensure consistent cooking results while using minimal energy.

Blanco Sustainable Sinks and Smart Tap Systems

Blanco focuses on sinks, taps and water systems designed with eco-conscious features. Their smart tap systems reduce unnecessary water use, while their sink accessories help streamline food preparation and waste separation, supporting a more sustainable kitchen workflow.



AEG Eco-Friendly Appliances

AEG stands out for its commitment to reducing both energy consumption and waste through appliances designed with longevity and efficiency in mind. From smart dishwashers with adaptive wash cycles to refrigerators engineered for minimal power usage, AEG products support long-term energy savings.

Make Smarter Choices for a Greener Home

Energy Independence Day is about empowering individual choices that contribute to a greener, more secure future. Upgrading to energy-efficient kitchen appliances is a simple yet impactful step that reduces household bills, lowers energy use, and supports UK energy self-sufficiency.

Make your home part of the solution. Speak to Ream about the right appliances for your kitchen on **01634 799 910** or email **design@ream.co.uk**.

Cook it with **AEG**



Chilli Chocolate Tray Bake

- Prep time: 15-20 minutes
- Cooking time: 15 minutes
- Servings: 12 squares



National Chocolate Day is the perfect time to enjoy something a little different. Our Chilli Chocolate Tray Dessert combines smooth, rich cocoa with a subtle chilli kick, bringing a warm, spicy edge to a classic favourite.

ingredients

- 350g plain chocolate
- 375g unsalted butter
- 6 eggs
- 150ml egg yolks
- 125g caster sugar
- 25g plain flour
- 1 tsp cayenne pepper
- Alternative - clotted cream
- Fresh raspberries
- To serve - icing sugar

directions

- Preheat oven to 180°C using the Low Humidity setting.
- Break up the chocolate and put it in a saucepan with the butter and gently melt on the induction hob.
- Grease and line a 30cm x 20cm x 4cm tray bake tin.
- Beat the eggs, yolks and sugar together for about 1 minute until foamy. Sift together the flour and cayenne pepper.
- Stir the chocolate mixture into the egg mixture and then fold in the sifted flour. Pour the cake mixture into the tray and spread evenly.
- Bake on shelf position 3 on Low Humidity at 180°C for 15 minutes or until the skewer comes out clean.
- Remove from the oven, leave to cool then dust with icing sugar. Cut into 12 squares.

Ex-Display Offers

Prices too good to miss!

Explore our stunning ex-display products, ready for installation at a fraction of the cost.

In response to the constantly changing market, we frequently update our in-store displays to showcase the latest trends and products. As a result, we're able to offer a diverse selection of ex-display items at significantly reduced prices compared to their full retail value.



Aqata Sliding Door Enclosure

Product details:

- 1200 x 800 sliding door enclosure
- LH corner 8mm Glass
- 1200 x 800 Shower tray

More information can be found on our website.

Price

WAS: £2637

NOW: £1200

Burlington Riviera Set

Product details:

- Pink 580 Vanity unit
- Basin 3TH
- 3TH Basin Tap Gold & waste
- C/C Pan (open back), Cistern & Seat

More information can be found on our website.

Price

WAS: £2195

NOW: £990



Elica Eliplane Extractor

Product details:

- 80cm
- Stainless Steel

More information can be found on our website.

Price

WAS: £150

NOW: £100





Towel Rail with Oak Shelf

Product details:

- 400w x 1240h
- Grey colour
- Oak shelf which can be moved

More information can be found on our website.

Price:

WAS: £844

NOW: £390

Lakes Walk-In Shower

Product details:

- Lakes walk-in shower panel 1000mm fixed panel
- 300mm swing panel & glass-to-wall to wall bracing bar

More information can be found on our website.

Price

WAS: £900

NOW: £320



Crosswater Artist Basin unit & Nepi Round Inset basin

Product details:

- Crosswater Artist 600mm Basin unit
- Onyx Black with Solid Oak worktop and Oak legs.
- Handleless, soft Close Drawer.
- Nepi 400mm Round Inset basin – no overflow.
- Waste and tap not included

More information can be found on our website.

Price

WAS: £2235

NOW: £950

Meet The Ream Pets...

**Terry
Fitter**



Meet Hugo!

The cheeky French Bulldog who's more than a pet; he's Terry's pride and joy. When Terry isn't on-site as our expert fitter, he's at home with Hugo by his side, bringing calm and character to his day.

Book your design appointment today! Our expert designers are ready to bring your vision to life, schedule your consultation now and start creating the home of your dreams this summer!

In August's Report...

Proudly recognising the skill and strength of our fitters for Tradies
National Health Month

Discover how a BORA hob can elevate your kitchen space

What to Explore in August's exclusive ex-display offers

Meet more of the Ream Pets!

