




The Ream Report

The latest on all things Kitchens, Bathrooms, Bedrooms, Home Living and Appliances from Ream Interiors...



Same Home, New Ideas

January often brings a natural pause, a chance to look at the spaces we live in and consider how well they're really working for us. Rather than thinking about moving or starting from scratch, this is the perfect time to rethink the home you already have. In this newsletter, we're sharing ideas to help you make the most of your space in the year ahead.

Get in touch on **01634 799 910** or **design@ream.co.uk** to speak with one of our design experts.

*Scan here to
contact us...*



In This Issue

INTERIOR OF THE MONTH -
Showcasing an in-frame shaker kitchen with a bespoke walnut bar.

DESIGNER DISCUSSIONS -
Spring-ready home office design ideas for spaces that work smarter.

INSPIRATION GALLERY -
Discover colour palettes for kitchens and interiors to inspire 2026 projects.

WHAT OUR CUSTOMERS SAY -
Inside Mr & Mrs Van Der Straaten's clean, roomy shaker kitchen.

COOK IT WITH AEG -
Meliz Cooks' spiced lentil soup, a warming, no-waste recipe for cosy lunches or mid-week suppers.

EX-DISPLAY -
Discover excellent savings on premium appliances!

Interior Of The Month!


In-Frame Shaker Kitchen with Bespoke Walnut Bar

This beautifully balanced kitchen in a suburban London home exemplifies how classic detailing can be refreshed for contemporary life. The in-frame Shaker cabinetry creates a framework that feels both grounded and refined, while the bespoke walnut bar introduces tactile warmth and natural variation. This bar isn't just a visual centrepiece; it's a multifunctional hub for casual meals, morning coffee, or relaxed conversation with friends.

The design plays with contrast in thoughtful ways. Creamy painted wood tones are paired with darker, richer walnut to give depth without heaviness. The choice of brass hardware and subtle architectural mouldings adds a layer of quiet elegance that complements both traditional and modern interiors. Throughout the kitchen, storage has been meticulously considered: deep drawers with integrated organisers, bespoke larders that maximise vertical space, and cleverly hidden appliances that maintain clean sightlines.

Light was also a key focus. Placed adjacent to large windows, the layout ensures that daylight penetrates deep into the room, making every surface feel brighter and more inviting. In the evening, layered lighting, from task zones to gentle ambient glow, ensures the kitchen functions beautifully at all hours. The result is a space that feels welcoming, purposeful, and thoroughly integrated into the rhythm of daily life.





Designer Discussions

Spring-Ready Home Office Design: Spaces That Work Smarter



With spring not too far away, thoughts naturally turn to refreshing our interiors, and the home office is an ideal place to start. Whether it's a dedicated room or a cleverly integrated workspace, these spaces have become essential to everyday living. With a few thoughtful design moves, your home office can be more organised, comfortable and ready for the months ahead.

At Ream Interiors, we create bespoke home office designs tailored to your home and the way you work. From smart storage solutions to beautifully considered finishes and layouts, every detail is designed to support focus, productivity and comfort. We invite you to [visit our showroom](#) to experience how thoughtful design can transform the way you work at home. Until then, the article below offers plenty of ideas to help you rethink your home office.

Maximising Every Inch

Home offices often need to work hard in limited space, making clever storage essential. Thinking vertically can make a real difference; tall cabinets, wall-mounted shelving, and integrated storage keep work surfaces clear and organised. Built-in niches and pull-out trays provide practical storage for paperwork and essentials without overwhelming the room.



Everyday Durable Materials

A well-designed home office needs to look good while coping with daily wear. Choosing finishes that balance durability with style helps the space stay fresh and functional over time. Hard-wearing desk surfaces, robust cabinetry finishes, and easy-clean flooring are practical choices, while natural textures such as timber, matte finishes, or softly textured surfaces add warmth without compromising on longevity.

Explore more about home offices at Ream

Lighting for Focus

Good lighting is essential in a home office. Combining ambient light with focused task lighting helps reduce eye strain while creating a comfortable, well-balanced space. Softer tones and integrated lighting add warmth and ensure the room feels inviting as well as practical.



Personality Through Detail

A home office is the perfect place to introduce character without overpowering the space. Thoughtful colour choices, tactile finishes, or carefully selected hardware can add personality while maintaining a calm working environment. These considered details help transform a functional workspace into a room that feels purposeful, personal, and thoughtfully designed.

Designing for Everyday Flow

A well-designed home office should integrate effortlessly with the rest of your home, supporting both work and everyday life. Thoughtful layout and storage choices help create a more organised, balanced space. If you're considering transforming your kitchen, bathroom or bedroom this year, our designers can help create spaces that work beautifully together. [Get in touch](#) today!




Elevate Your Home Office With Ream Interiors

Our designers can help you reimagine an often-overlooked area of your home, tailoring every detail to suit the way you live and work. [Get in touch](#) to discover how a thoughtfully designed home office can make everyday life more organised, comfortable and inspiring. Speak to our expert team today by calling [01634 799 909](tel:01634799909) or emailing design@ream.co.uk, we'd be delighted to help bring your vision to life!

Inspiration Gallery

Inspiring Colour Palettes for Kitchens and Interiors in 2026



Find your style for the year ahead. As we look towards 2026, interior trends continue to focus on comfort, character and considered colour choices. This gallery brings together a selection of palettes designed to inspire, whether you're planning a full redesign or simply gathering ideas.

If a particular palette catches your eye, our designers can help you explore how it could work in your own home, from kitchens and bathrooms to bedrooms and living spaces. Whether you're just starting out or ready to plan, **get in touch** with our design team to begin shaping a scheme that feels cohesive and uniquely yours.

Coastal Calm



Soft blues, sandy neutrals and driftwood tones create a calm, relaxed feel.

Urban Botanica



Deep greens and mossy olives with natural timber bring the outdoors in.

Terracotta & Earth



Warm clay, terracotta and sandy hues add depth, warmth and character.

Tranquil Teal



Soft to rich teal tones balance calm and depth, ideal for kitchens or soothing bedrooms.

Rich Plum & Jewel Hues



Plum, burgundy and jewel tones add depth and personality to interiors.

Sun-Washed Yellows



Warm golden yellows bring a bright, sunlit feel to kitchens and spaces.

Muted Pastel Layers



Blush pinks, soft greens and blues create a calm, layered look.

Soft Greys



Soft greys layered with natural textures create a calm, balanced look.

Modern Industrial



Deep blues and charcoal tones create a bold, industrial-inspired look.

Botanical Contrast



Green cabinetry paired with warm neutrals creates a fresh, botanical contrast.

What Our Customers Say...

Clean & Roomy Shaker Kitchen



Mr & Mrs Van Der Straaten approached us wanting a kitchen that didn't just look beautiful on the surface but worked harder for family life. What they envisioned was a space that felt uncluttered, intuitive, and adaptable, a kitchen that could keep up with daily routines without feeling overdesigned.



Working closely with them, we developed a layout that emphasised openness and practicality. Generous base drawers, a bespoke pantry with adjustable shelving, and cleverly integrated waste stations all contribute to the kitchen's effortless functionality. The clean lines of Shaker cabinetry, rendered in a soft dove grey, were chosen to reflect light and maintain a calm atmosphere throughout the day.

The result is a room that feels both spacious and soothing. *"We wanted somewhere that felt like a breath of fresh air every time we stepped inside,"* Mr Van Der Straaten shared. *"From the first design meeting to the final installation, the team listened closely to what mattered most to us. It's not just a kitchen; it's become the heart of our home."*

More than aesthetics, this kitchen is about feeling. With carefully balanced storage, intuitive workflows, and a palette that invites relaxation, this project shows how thoughtful design transforms everyday moments into something genuinely special.



Cook it with **AEG**

Spiced Lentil Soup

- Prep time: 10-15 minutes
- Cooking time: 40-45 minutes (approximately)
- Servings: 4-6 people



As cooler mornings linger, warm, nourishing food feels essential. Meliz Cooks' spiced lentil soup is hearty yet balanced, perfect for a cosy lunch or mid-week supper. Packed with flavour and rooted in a no-waste ethos, it elevates simple pantry staples.

ingredients

- 2 stock cubes
- 1.8 litres boiling water
- 3 tbsp olive oil
- 400g diced carrots, celery and onion (fresh or frozen)
- 1 tbsp ginger, garlic and turmeric (fresh or frozen)
- 2 tsp pul biber
- 1 tsp cumin
- 1 tbsp Turkish sweet red pepper paste
- 300g red lentils, rinsed
- Salt and black pepper
- 30ml lemon juice
- 10g flat-leaf parsley, chopped

directions

- Dissolve the stock cubes in boiling water and set aside.
- Heat the olive oil in a large pan and soften the carrots, celery and onion for 8-10 minutes.
- Add the ginger, garlic and turmeric and cook until fragrant.
- Stir in the cumin, pul biber and red pepper paste and cook for 2 minutes.
- Add the lentils, then pour in the stock and stir well.
- Bring to the boil, reduce to a simmer and cook for 30-40 minutes, skimming any foam.
- Season with salt, black pepper and lemon juice, then blend until smooth.
- Stir through the parsley and adjust seasoning if needed.

Ex-Display Offers

Explore Our Stunning Ex-Display Products, Ready For Installation At A Fraction Of The Cost.

Prices too good to miss!

In response to the ever-changing market, we regularly refresh our in-store displays to showcase the latest trends and innovations. This means we can offer a range of ex-display items at significantly reduced prices — all supplied with a **1-year mechanical warranty** for added peace of mind.



Crosswater Matt Black Tap

Product details:

- Matt Black
- Mono mixer tap
- Hot & Cold Braided 500mm long Hoses Included
- Delivery available local to Medway

More information can be found on our website.

Price

WAS: £220

NOW: £100

Jacuzzi Aqua Soul Bath

Product details:

- White
- Jacuzzi Bath 1900 x 900

More information can be found on our website.

Price

WAS: £6500

NOW: £2000



AEG MaxiSense Induction Hob

Product details:

- 60cm Induction Hob
- 4 Cooking Zones With Touch Controls

More information can be found on our website.

Price

WAS: £710

NOW: £370



AEG Sense Cook Pyrolytic Oven

Product details:

- Fan assisted, self cleaning oven
- For 600mm wide aperture
- A++ Energy Rating
- 71 Litre capacity
- 2 Movable racks & 1 Bottom tray
- Touch Controls & LCD Display
- Drop down door

More information can be found on our website.

Price:

WAS: £1200

NOW: £630

AEG Integrated Dishwasher

Product details:

- 44dB Sound Rating & A+++ Energy Rating
- AirDry Technology & LED Display
- Cupboard door, matching your kitchen units, can be mounted directly onto the appliance door
- 2 standard racks plus cutlery holder

More information can be found on our website.

Price

WAS: £610

NOW: £320



AEG Integrated 70:30 550mm Wide Fridge Freezer

Product details:

- 4 full-width glass shelves for flexible storage in fridge
- Adjustable temperature controls with LCD Display
- This fridge has robust safety glass shelves, which can safely support even the heaviest items.
- Rounded corners to make it simple and effective to clean.

More information can be found on our website.

Price

WAS: £1220

NOW: £640



Meet The Ream Pets...

Paul
Kitchen Designer



Meet Eddie!

Eddie is Paul's quietly confident companion, always close by, whether he's supervising from a sunny windowsill or curled up in his favourite spot. With his calm presence and independent charm, Eddie is a much-loved member of the Ream family.

Book your design appointment today! Our expert designers are here to bring your festive plans to life. Schedule your consultation and start creating the home you want to enjoy this winter.

In February's Report...

- Explore tile choices for kitchens and bathrooms, in celebration of National Tile Day.
- A first look at a distinctive new kitchen project, showcasing thoughtful design and craftsmanship.
- Exclusive ex-display offers for the end of the year
- Meet more of the Ream Pets!



@Reaminteriors



Ream Interiors



Design@Ream.co.uk



@Reaminteriors